

2022 IS



DEP
DEALER ePROCESS



[JUMP TO:](#)

[STYLES](#)

[PERFORMANCE](#)

[DESIGN](#)

[TECHNOLOGY](#)

[OWNERSHIP](#)

[SPECS](#)

[PACKAGES](#)

[BUILD YOUR IS](#)

[FIND A DEALER](#)

[VIEW LEXUS OFFERS](#)



ALL-IN ENGINEERING. ALL-OUT PERFORMANCE.

To deliver pure exhilaration, there are no shortcuts. Pushed to the limit at every turn, the 2022 IS line combines daring style, uncompromising engineering and our most powerful IS ever.

DEALER ePROCESS



IS shown in Iridium³ (left) and IS F SPORT shown in Ultrasonic Blue Mica 2.0³ (right)

IS 300

- 241-horsepower¹ in-line 4 turbo
- All IS models feature Lexus Safety System+ 2.5²

IS 300 AWD

- 260-horsepower¹ 3.5-liter V6
- All-wheel drive for enhanced traction and control

IS 350 F SPORT

- 311-horsepower¹ 3.5-liter V6
- F SPORT interior and exterior upgrades, including digital instrumentation





IS 500 F SPORT Performance shown in Cloudburst Gray³

IS 500 F SPORT PERFORMANCE

- The first-ever IS 500 is the most powerful IS ever, with a 472-horsepower¹ 5.0-liter V8
- 4.4-second 0-60 time⁴

IS 500 F SPORT PERFORMANCE PREMIUM

- Premium Triple-Beam LED headlamps
- Mark Levinson^{®5} Premium Surround Sound



STYLES



IS F SPORT shown in Infrared³

MORE THAN TRACK-TESTED. TRACK-BORN.



Engineering a sport sedan this unrelenting requires a testing ground to match. Born on the demanding Shimoyama track, every element of the IS was honed to create optimum agility and responsiveness.

PERFORMANCE



IS F SPORT shown in Iridium³

Visual effects shown. Do not attempt.

- F SPORT performance-inspired instrumentation
- Eight-speed Sport Direct-Shift automatic transmission

- Available 19-inch staggered-width Matte Black BBS[®] wheels⁶
- Available Torsen^{®7} limited-slip rear differential

- Available F SPORT-tuned Adaptive Variable Suspension
- Available all-wheel drive


Learn more at lexus.com/ISPerformance



IS PERFORMANCE



IS 500 F SPORT Performance
shown in Infrared³



- Exclusive stacked quad exhaust tips
- Naturally aspirated V8 with 472 horsepower¹ at 7,100 rpm

- Yamaha[®] rear performance dampers
- F SPORT-tuned Adaptive Variable Suspension

- Torsen limited-slip rear differential

- Two-piece aluminum 14.0-in front and 12.7-in rear brake rotors

Learn more at
lexus.com/ISPerformance



IS shown with Rioja Red NuLuxe[®] and Black Geometric interior trim

PURE STYLE, INSIDE AND OUT.

With dramatic character lines on the outside—and bold details like accent stitching along the dash and circular air vents reminiscent of jet turbines inside—the IS looks as aggressive as it feels.

DEALER ePROCESS

DESIGN



IS shown in Iridium³

- Low, imposing stance
- Aerodynamic coupe-like silhouette

- Slim LED headlamps with integrated daytime running lights
- Distinctive singular LED Blade Taillamp

- Exclusive F SPORT seats with enhanced bolsters
- Exclusive F SPORT styling and rear spoiler



Learn more at
lexus.com/ISDesign

IS DESIGN



IS 500 F SPORT Performance
shown in Cloudburst Gray³



- Raised front hood
- Black F SPORT Performance interior and exterior badging
- 19-inch split-10-spoke Enkei alloy wheels
- Dark Chrome window trim
- F SPORT Performance front door-sill scuff plates

DEP
DEALER ePROCESS

Learn more at
lexus.com/ISDesign

IS 500 DESIGN



IS shown with Apple CarPlay[®] integration and Glazed Caramel | NuLuxe interior trim

ONE MORE WAY YOU'LL FEEL CONNECTED



Offering a 10.3-inch pinch- and zoom-enabled touchscreen multimedia display, this is more than technology that connects you—it's an extension of you.

TECHNOLOGY



IS F SPORT shown with Circuit Red N/Luxe interior trim



- Apple CarPlay^{®9} integration
- Android Auto^{™10} compatibility
- Alexa¹¹ compatibility

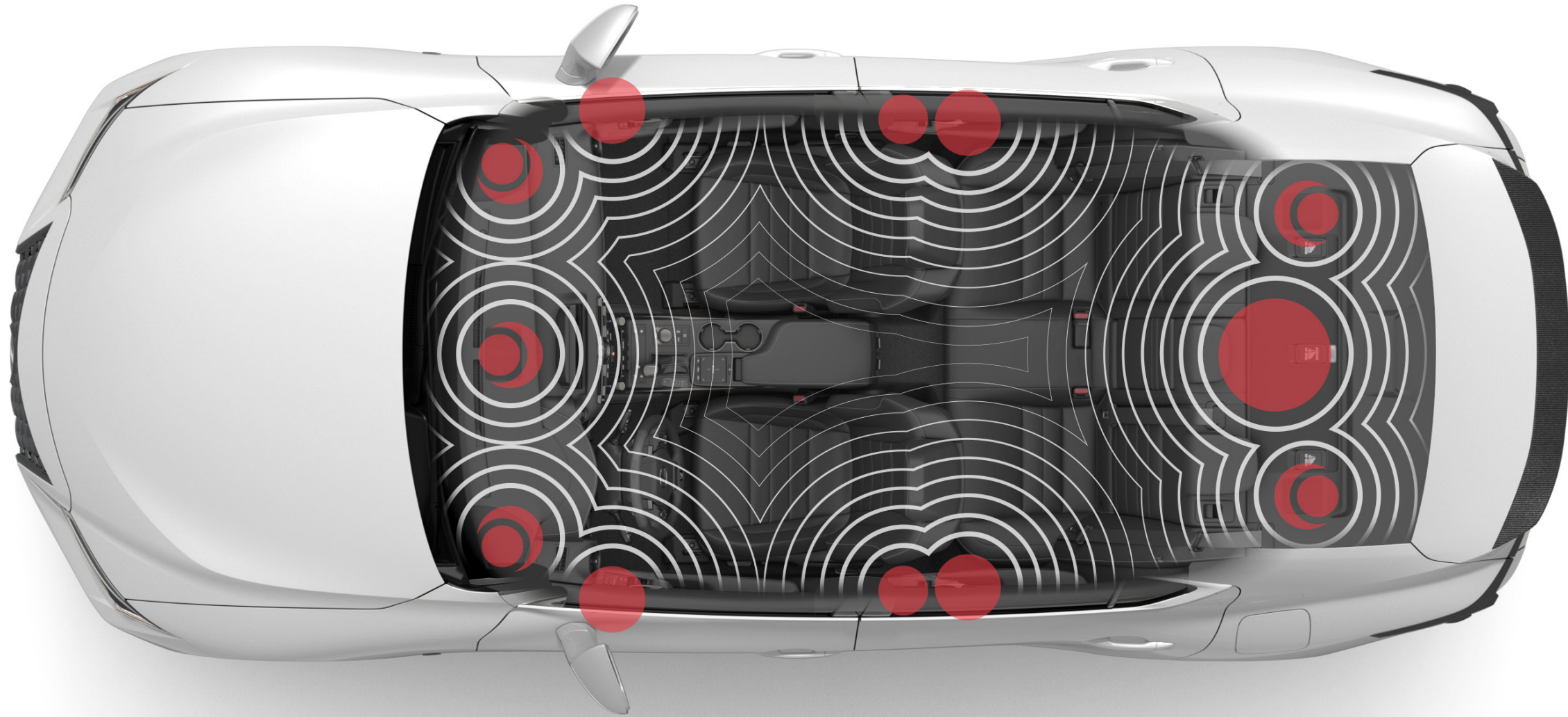
- Lexus app (Enform Remote¹² engine start, service scheduling, and more)
- Available Panoramic View Monitor¹³

- Performance-inspired instrumentation. Taking the F SPORT digital gauges further, the IS 500 features an exclusive startup animation.



Learn more at
lexus.com/ISTechnology

TECHNOLOGY



**DON'T JUST
LISTEN. FEEL.**

Unlock a deeper appreciation of sound—and experience music in its highest fidelity while being enveloped in a three-dimensional soundscape.

— 17 speakers

— 1,800 watts
amplified power

— 7.1-channel architecture

— Quantum Logic® Surround



- Road Sign Assist¹⁴
- All-Speed Dynamic Radar Cruise Control¹⁶
- Lane Tracing Assist¹⁸
- Intelligent High Beams¹⁵
- Pre-Collision System with Pedestrian Detection¹⁷
- Lane Departure Alert with Steering Assist¹⁹

IS F SPORT shown in Iridium³

PEACE OF MIND, STANDARD.

Our integrated suite of class-leading standard active safety equipment, Lexus Safety System+ 2.5^{2,20} adds peace of mind and convenience to every drive.

DEALER ePROCESS

Learn more at
lexus.com/ISSafety

SAFETY



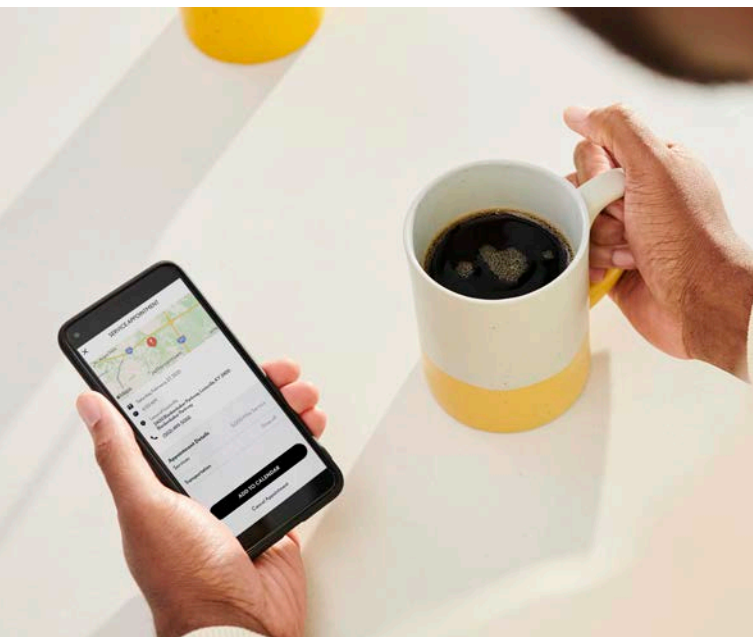
**NOT A CAR.
A LEXUS.**

Lexus ownership goes far beyond the vehicle. From dealership amenities that make you feel like a guest in our home to exclusive event invitations, special offers and more, Lexus rewards the driver at every touchpoint.

DEALER ePROCESS

UX shown

OWNERSHIP



- Complimentary shuttle service
- Wi-Fi lounge

— Loaner vehicles²¹

— Complimentary maintenance services²²



— Convenient pickup and delivery

— Complimentary car wash

Learn more at
lexus.com/OwnerServices

OWNER SERVICES



- Entertainment exclusives
- Elite culinary experiences

- Exclusive retailer offers
- VIP sporting event access
- Resort credits and more



Learn more at
lexus.com/OwnerBenefits

OWNER
BENEFITS

IS STYLES



IS 300

Standard features include:

- 241-horsepower¹ 2.0L turbocharged in-line 4-cylinder engine
- Eight-speed Sport Direct-Shift automatic transmission with paddle shifters
- Rear-wheel drive
- LED headlamps, taillamps and daytime running lights
- NuLuxe interior trim
- Eight-way power front seats
- Dual-zone climate control
- Heated outside mirrors
- Apple CarPlay^{®9} integration
- Alexa¹¹ compatibility
- Android Auto^{TM10} compatibility
- Lexus Multimedia System²³ with 8.0-inch touchscreen display
- Lexus Enform Remote.¹² Accessible via Lexus app; works with Alexa¹¹ and Hey Google.²⁴ Included for the first three years of ownership.
- Lexus Enform Safety Connect²⁵ and Service Connect.²⁶ Included for the first three and 10 years of ownership, respectively.
- Blind Spot Monitor²⁷ with Rear Cross-Traffic Alert²⁸
- Backup camera with dynamic gridlines²⁹
- 10 standard airbags³⁰

View all standard features and configure yours at lexus.com/ISBuild



IS 300 AWD

Includes IS 300 features, and adds or replaces:

- 260-horsepower¹ 3.5L V6 engine
- Six-speed transmission
- All-wheel drive



IS 350 F SPORT

Includes IS 300 features, and adds or replaces:

- 311-horsepower¹ 3.5L V6 engine
- Available rear-wheel or all-wheel drive
- F SPORT-tuned suspension
- Performance-inspired instrumentation with sliding bezel
- F SPORT heated leather-trimmed steering wheel
- F SPORT bolstered heated and ventilated front seats
- 10-way power-adjustable driver's seat including lumbar support
- Four-way adjustable headrests
- Embossed interior door trim
- Black Geometric interior trim
- Aluminum pedals
- F SPORT exterior styling, including unique front and rear bumpers, grille surround, rear spoiler and exhaust tips
- F SPORT 19-in staggered-width alloy wheels with summer³¹ (RWD) or all-season (AWD) tires



IS STYLES



IS 500 F SPORT PERFORMANCE

Includes IS 350 F SPORT features, and adds or replaces:

- 472-horsepower¹ 5.0L V8 engine
- Drive Mode Select with Sport S/S+ and Custom modes
- Power tilt-and-slide moonroof
- Intuitive Parking Assist with Auto Braking³² and Rear Cross-Traffic Braking³³
- Power tilt-and-telescopic steering wheel
- Outside mirrors with auto tilt-down in reverse
- Lexus Memory System for driver's seat, outside mirrors and steering wheel
- Yamaha[®] rear performance dampers
- F SPORT-tuned Adaptive Variable Suspension
- Two-piece aluminum 14.0-in front and 12.7-in rear brake rotors
- Quad exhaust tips
- Raised front hood
- Dark Chrome window trim
- F SPORT Performance front door-sill scuff plates
- IS 500 startup animation in multi-information display
- F SPORT Performance 19-in staggered-width split-10-spoke Enkei alloy wheels



IS 500 F SPORT PERFORMANCE PREMIUM

Includes IS 500 F SPORT Performance features and adds or replaces:

- Panoramic View Monitor¹³
- Power rear sunshade
- Premium Triple-Beam LED headlamps
- Navigation System³⁴
- 10.3-in high-resolution touchscreen multimedia display
- Lexus Enform Destination Assist.³⁵ Included for the first three years of ownership.
- Dynamic Voice Command³⁶
- Lexus Enform Dynamic Navigation.³⁶ Included for the first three years of ownership
- Mark Levinson[®] 17-speaker, 1,800-watt Premium Surround Sound Audio System
- Machined aluminum control knobs



IS 300

241

HORSEPOWER¹

IN-LINE 4

2.0-LITER TURBO-CHARGED ENGINE

258

LB-FT OF TORQUE¹

RWD

STANDARD

8

SPEED SPORT DIRECT-SHIFT AUTOMATIC TRANSMISSION

6.9 0-60 MPH (SEC)^{1,37}

21/31/25

CTY / HWY / CMB ESTIMATED MPG³⁸

IS 300 AWD

260

HORSEPOWER¹

V6

3.5-LITER ENGINE

236

LB-FT OF TORQUE¹

AWD

STANDARD

6

SPEED AUTOMATIC TRANSMISSION

6.1 0-60 MPH (SEC)^{1,37}

19/26/22

CTY / HWY / CMB ESTIMATED MPG³⁸

IS 350 F SPORT / IS 350 F SPORT AWD

311

HORSEPOWER¹

V6

3.5-LITER ENGINE

280

LB-FT OF TORQUE¹

RWD

STANDARD

8

SPEED SPORT DIRECT-SHIFT AUTOMATIC TRANSMISSION

5.6 0-60 MPH (SEC)^{1,37}

(IS 350 F SPORT)

20/28/23

CTY / HWY / CMB ESTIMATED MPG³⁸

19/26/22

CTY / HWY / CMB ESTIMATED MPG³⁸

(IS 350 F SPORT AWD)

AWD

STANDARD

6

SPEED AUTOMATIC TRANSMISSION

5.7 0-60 MPH (SEC)^{1,37}

(IS 350 F SPORT AWD)

IS 500 F SPORT PERFORMANCE / IS 500 F SPORT PERFORMANCE PREMIUM

472

HORSEPOWER¹

V8

5.0-LITER ENGINE

395

LB-FT OF TORQUE¹

RWD

STANDARD

8

SPEED SPORT DIRECT-SHIFT AUTOMATIC TRANSMISSION

4.4 0-60 MPH (SEC)⁴

17/25/20

CTY / HWY / CMB ESTIMATED MPG³⁸

Learn more at lexus.com/ISSpecs



PACKAGES



COMFORT PACKAGE (IS 300)

- Heated and ventilated front seats
- Heated leather-trimmed steering wheel
- Power tilt-and-slide moonroof
- Rain-sensing windshield wipers
- Auto-dimming rearview mirror with HomeLink^{®39} system

PREMIUM PACKAGE (IS 300)

Includes Comfort Package features, and adds or replaces:

- Open-Pore Black interior trim
- Power tilt-and-telescopic steering column
- Outside mirrors with auto tilt-down in reverse
- Lexus Memory System for driver's seat, outside mirrors and steering column

MEMORY PACKAGE (IS 350 F SPORT)

- Power tilt-and-telescopic steering wheel
- Outside mirrors with auto tilt-down in reverse
- Lexus Memory System for driver's seat, outside mirrors and steering wheel



IS F SPORT shown with White NuLuxe interior trim

PACKAGES (CONT.)



DYNAMIC HANDLING PACKAGE (IS 350 F SPORT)

Includes IS 350 F SPORT / IS 350 F SPORT AWD features, and adds or replaces:

- Drive Mode Select with Sport S/S+ and Custom modes
- F SPORT-tuned Adaptive Variable Suspension
- Torsen[®] limited-slip rear differential (RWD)

- F SPORT heated Ash wood-rimmed steering wheel
- Ash interior trim
- SmartAccess^{40,41} card key
- Carbon fiber rear spoiler
- 19-in staggered-width Matte Black BBS[®] wheels with summer³¹ (RWD) or all-season (AWD) tires

NAVIGATION PACKAGE

- Navigation System³⁴
- 10.3-in high-resolution touchscreen multimedia display
- Lexus Enform Destination Assist³⁵ Included for the first three years of ownership.
- Dynamic Voice Command³⁶
- Lexus Enform Dynamic Navigation³⁶ Included for the first three years of ownership.

NAVIGATION / MARK LEVINSON PACKAGE

Includes Navigation Package, plus:

- Mark Levinson[®] 17-speaker, 1,800-watt Premium Surround Sound Audio System
- Machined aluminum control knobs



DEP
DEALER ePROCESS

IS F SPORT shown in
Cloudburst Gray³

OPTIONS



- Premium Triple-Beam LED headlamps
- Power tilt-and-slide moonroof
- Power rear sunshade

- Panoramic View Monitor,¹³ Intuitive Parking Assist with Auto Braking³² and Rear Cross-Traffic Braking³³
- Intuitive Parking Assist with Auto Braking³² and Rear Cross-Traffic Braking³³

- Mark Levinson[®] 17-speaker, 1,800-watt Premium Surround Sound Audio System



DEP
DEALER ePROCESS

IS F SPORT shown in Iridium³

WHEELS



18-in

Split-five-spoke alloy wheels
STANDARD
IS 300,
IS 300 AWD



19-in

Split-seven-spoke forged alloy
Matte Black BBS® wheels
AVAILABLE
DYNAMIC HANDLING
PACKAGE



19-in

Split-10-spoke alloy wheels
AVAILABLE
IS 300,
IS 300 AWD



19-in

Split-10-spoke
Enkei alloy wheels
STANDARD
IS 500 F SPORT
PERFORMANCE,
IS 500 F SPORT
PERFORMANCE
PREMIUM



19-in

Split-five-spoke alloy wheels
with Dark Metallic finish
STANDARD
IS 350 F SPORT,
IS 350 F SPORT AWD



IS F SPORT shown in Iridium®


**MATADOR RED MICA
EXTERIOR**



**GLAZED CARAMEL NULUXE
INTERIOR**



**BLACK NULUXE
INTERIOR**



**BLACK METALLIC
INTERIOR TRIM**



**OPEN-PORE BLACK
INTERIOR TRIM**

IS 300

IS 300

IS 300

IS 300



This page is meant to represent color combinations for exterior, interior seat surfaces and trims available on the IS line. For specific combination details, which can vary by style, visit lexus.com/ISBuild.

INFRARED*
EXTERIOR



WHITE NULUXE
INTERIOR

BLACK NULUXE
INTERIOR

ASH
INTERIOR TRIM

BLACK GEOMETRIC
INTERIOR TRIM

IS 350 F SPORT
IS 500 F SPORT PERFORMANCE
IS 500 F SPORT PERFORMANCE PREMIUM

IS 350 F SPORT
IS 500 F SPORT PERFORMANCE
IS 500 F SPORT PERFORMANCE PREMIUM

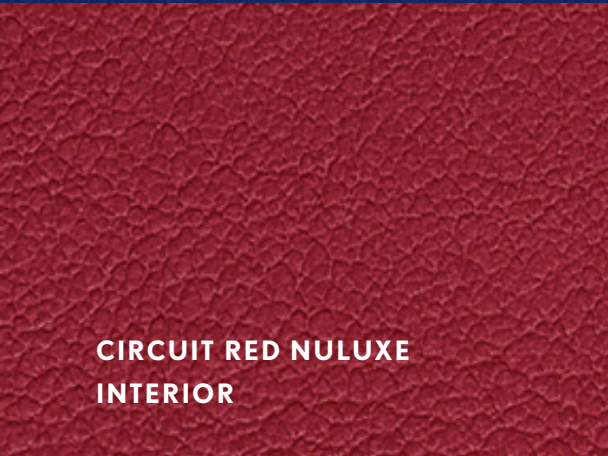
IS 350 F SPORT

IS 350 F SPORT
IS 500 F SPORT PERFORMANCE
IS 500 F SPORT PERFORMANCE PREMIUM

This page is meant to represent color combinations for exterior, interior seat surfaces and trims available on the IS line. For specific combination details, which can vary by style, visit lexus.com/ISBuild.



*Additional charge



**CIRCUIT RED NULUXE
INTERIOR**



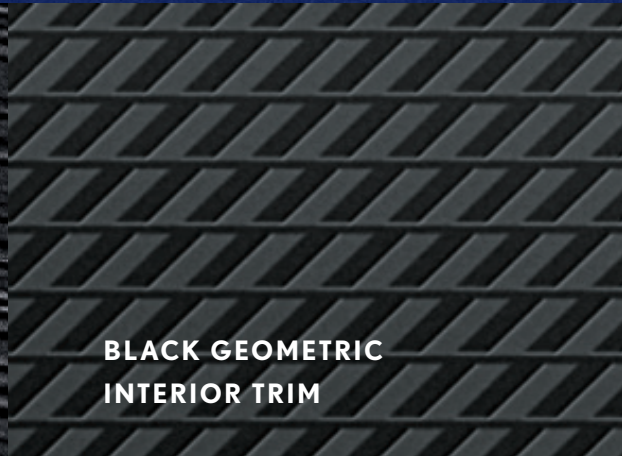
**WHITE NULUXE
INTERIOR**



**BLACK NULUXE
INTERIOR**



**ASH
INTERIOR TRIM**



**BLACK GEOMETRIC
INTERIOR TRIM**

IS 350 F SPORT
IS 500 F SPORT PERFORMANCE
IS 500 F SPORT PERFORMANCE
PREMIUM

IS 350 F SPORT
IS 500 F SPORT PERFORMANCE
IS 500 F SPORT PERFORMANCE
PREMIUM

IS 350 F SPORT
IS 500 F SPORT PERFORMANCE
IS 500 F SPORT PERFORMANCE
PREMIUM

IS 350 F SPORT

IS 350 F SPORT
IS 500 F SPORT PERFORMANCE
IS 500 F SPORT PERFORMANCE
PREMIUM





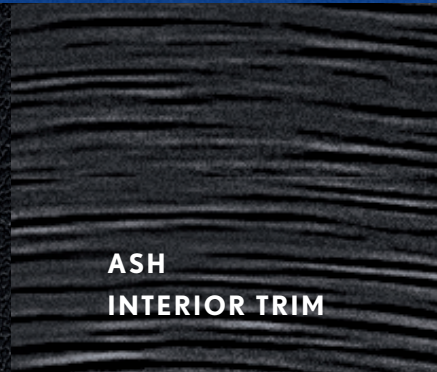
**GLAZED
CARAMEL
NULUXE
INTERIOR**




**WHITE
NULUXE
INTERIOR**




**BLACK
NULUXE
INTERIOR**



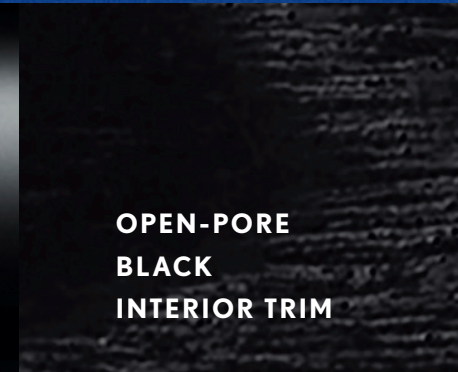
**ASH
INTERIOR TRIM**



**BLACK
GEOMETRIC
INTERIOR TRIM**



**BLACK
METALLIC
INTERIOR TRIM**



**OPEN-PORE
BLACK
INTERIOR TRIM**

IS 300

IS 350 F SPORT
IS 500 F SPORT
PERFORMANCE
IS 500 F SPORT
PERFORMANCE
PREMIUM

IS 300
IS 350 F SPORT
IS 500 F SPORT
PERFORMANCE
IS 500 F SPORT
PERFORMANCE
PREMIUM

IS 350 F
SPORT

IS 300
IS 350 F SPORT
IS 500 F SPORT
PERFORMANCE
IS 500 F SPORT
PERFORMANCE
PREMIUM

IS 300

IS 300





GLAZED
CARAMEL
NULUXE
INTERIOR

RIOJA RED
NULUXE
INTERIOR

CIRCUIT RED
NULUXE
INTERIOR

WHITE
NULUXE
INTERIOR

BLACK
NULUXE
INTERIOR

ASH
INTERIOR TRIM

BLACK
GEOMETRIC
INTERIOR TRIM

BLACK
METALLIC
INTERIOR TRIM

OPEN-PORE
BLACK
INTERIOR TRIM

IS 300

IS 300

IS 350 F SPORT
IS 500 F SPORT
PERFORMANCE
IS 500 F SPORT
PERFORMANCE
PREMIUM

IS 350 F SPORT
IS 500 F SPORT
PERFORMANCE
IS 500 F SPORT
PERFORMANCE
PREMIUM

IS 350 F SPORT
IS 500 F SPORT
PERFORMANCE
IS 500 F SPORT
PERFORMANCE
PREMIUM

IS 350 F SPORT

IS 350 F SPORT
IS 500 F SPORT
PERFORMANCE
IS 500 F SPORT
PERFORMANCE
PREMIUM

IS 300

IS 300





GLAZED
CARAMEL
NULUXE
INTERIOR

RIOJA RED
NULUXE
INTERIOR

CIRCUIT RED
NULUXE
INTERIOR

WHITE
NULUXE
INTERIOR

BLACK
NULUXE
INTERIOR

ASH
INTERIOR TRIM

BLACK
GEOMETRIC
INTERIOR TRIM

BLACK
METALLIC
INTERIOR TRIM

OPEN-PORE
BLACK
INTERIOR TRIM

IS 300

IS 300

IS 350 F SPORT
IS 500 F SPORT
PERFORMANCE
IS 500 F SPORT
PERFORMANCE
PREMIUM

IS 350 F SPORT
IS 500 F SPORT
PERFORMANCE
IS 500 F SPORT
PERFORMANCE
PREMIUM

IS 350 F SPORT
IS 500 F SPORT
PERFORMANCE
IS 500 F SPORT
PERFORMANCE
PREMIUM

IS 350 F SPORT

IS 350 F SPORT
IS 500 F SPORT
PERFORMANCE
IS 500 F SPORT
PERFORMANCE
PREMIUM

IS 300

IS 300



ATOMIC SILVER
EXTERIOR



GLAZED
CARAMEL
NULUXE
INTERIOR

RIOJA RED
NULUXE
INTERIOR

CIRCUIT RED
NULUXE
INTERIOR

WHITE
NULUXE
INTERIOR

BLACK
NULUXE
INTERIOR

ASH
INTERIOR TRIM

BLACK
GEOMETRIC
INTERIOR TRIM

BLACK
METALLIC
INTERIOR TRIM

OPEN-PORE
BLACK
INTERIOR TRIM

IS 300

IS 300

IS 350 F SPORT
IS 500 F SPORT
PERFORMANCE
IS 500 F SPORT
PERFORMANCE
PREMIUM

IS 350 F SPORT
IS 500 F SPORT
PERFORMANCE
IS 500 F SPORT
PERFORMANCE
PREMIUM

IS 350 F SPORT
IS 500 F SPORT
PERFORMANCE
IS 500 F SPORT
PERFORMANCE
PREMIUM

IS 350 F SPORT

IS 350 F SPORT
IS 500 F SPORT
PERFORMANCE
IS 500 F SPORT
PERFORMANCE
PREMIUM

IS 300

IS 300

This page is meant to represent color combinations for exterior, interior seat surfaces and trims available on the IS line. For specific combination details, which can vary by style, visit lexus.com/ISBuild.





IS 300

IS 300

IS 350 F SPORT
IS 500 F SPORT PERFORMANCE
IS 500 F SPORT PERFORMANCE PREMIUM

IS 350 F SPORT
IS 500 F SPORT PERFORMANCE
IS 500 F SPORT PERFORMANCE PREMIUM

IS 350 F SPORT
IS 500 F SPORT PERFORMANCE
IS 500 F SPORT PERFORMANCE PREMIUM

IS 350 F SPORT

IS 350 F SPORT
IS 500 F SPORT PERFORMANCE
IS 500 F SPORT PERFORMANCE PREMIUM

IS 300

IS 300



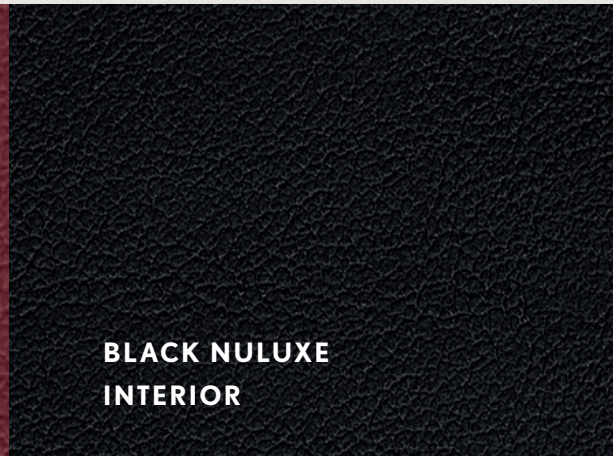
EMINENT WHITE PEARL*
EXTERIOR



**GLAZED
CARAMEL
NULUXE
INTERIOR**



**RIOJA RED
NULUXE
INTERIOR**



**BLACK NULUXE
INTERIOR**



**BLACK
METALLIC
INTERIOR TRIM**



**OPEN-PORE
BLACK
INTERIOR TRIM**

IS 300

IS 300

IS 300

IS 300

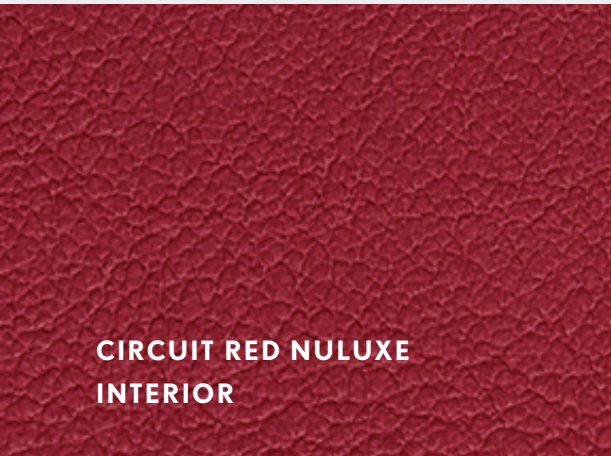
IS 300




This page is meant to represent color combinations for exterior, interior seat surfaces and trims available on the IS line. For specific combination details, which can vary by style, visit lexus.com/ISBuild.

*Additional charge

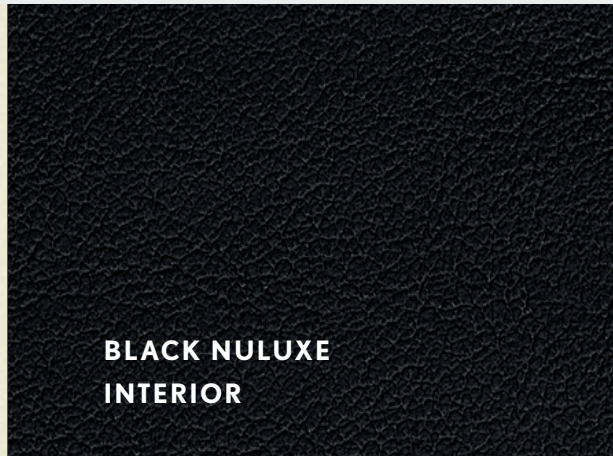
ULTRA WHITE*
EXTERIOR



CIRCUIT RED NULUXE
INTERIOR




WHITE NULUXE
INTERIOR



BLACK NULUXE
INTERIOR



ASH
INTERIOR TRIM



BLACK GEOMETRIC
INTERIOR TRIM

IS 350 F SPORT
IS 500 F SPORT PERFORMANCE
IS 500 F SPORT PERFORMANCE
PREMIUM

IS 350 F SPORT
IS 500 F SPORT PERFORMANCE
IS 500 F SPORT PERFORMANCE
PREMIUM

IS 350 F SPORT
IS 500 F SPORT PERFORMANCE
IS 500 F SPORT PERFORMANCE
PREMIUM

IS 350 F SPORT

IS 350 F SPORT
IS 500 F SPORT PERFORMANCE
IS 500 F SPORT PERFORMANCE
PREMIUM

This page is meant to represent color combinations for exterior, interior seat surfaces and trims available on the IS line. For specific combination details, which can vary by style, visit lexus.com/ISBuild.



*Additional charge

ACCESSORIES



- All-weather floor liners⁴²
- All-weather floor mats⁴²
- All-weather trunk tray
- Alloy wheel locks
- Body side moldings
- Cargo net⁴³
- Carpet floor mats⁴²



- Carpet trunk mat
- Coin holder / ashtray cup
- Door edge film by 3M™⁴⁴
- Door edge guards
- Emergency assistance kit
- First aid kit
- Glass breakage sensor

- Illuminated door sills
- Illuminated trunk sill
- Key gloves with Lexus logo
- Lexus Universal Tablet Holder⁴⁵
- Paint protection film by 3M⁴⁶
- Rear bumper appliqué
- Rear spoiler

F SPORT ACCESSORIES

- Key gloves with F logo
- Lowering springs

Learn more at
lexus.com/Accessories





BUILD YOUR IS

FIND A DEALER

VIEW LEXUS OFFERS

WARRANTY Four-year/50,000-mile Lexus Limited Warranty, Six-year/70,000-mile Powertrain Warranty, Six-year/unlimited-mileage Corrosion Perforation Warranty. All warranties with zero deductible. See the *IS Warranty and Services Guide* at your Lexus dealer for details.

1. Ratings achieved using the required premium unleaded gasoline with an octane rating of 91 or higher. If premium fuel is not used, performance will decrease. **2.** Lexus Safety System+ 2.5 effectiveness is dependent on many factors including road, weather and vehicle conditions. Drivers are responsible for their own safe driving. Always pay attention to your surroundings and drive safely. See *Owner's Manual* for additional limitations and details. **3.** Iridium, Ultrasonic Blue Mica 2.0, Cloudburst Gray and Infrared available for an additional charge. **4.** 0-60 in 4.4 seconds is applicable to the IS 500 F SPORT Performance only. AMCI Testing Certified. **5.** Mark Levinson is a registered trademark of Harman International Industries, Inc. **6.** BBS is a registered trademark of BBS of America, Inc. **7.** Torsen® is a registered trademark of JTEKT Torsen, Inc. **8.** NuLuxe is a registered trademark of Toyota Motor Sales, U.S.A., Inc. **9.** Apps and services are subject to change at any time without notice. Data charges may apply. Apple CarPlay® functionality requires a compatible iPhone® connected with an approved data cable into the USB media port. Apple CarPlay and iPhone are registered trademarks of Apple Inc. **10.** To use Android Auto on your audio display, you'll need an Android Auto-compatible vehicle and Android phone. For phone compatibility visit: <https://www.android.com/aut/>. Vehicle user interface is a product of Google and its terms and privacy statement apply. Requires compatible smartphone connected with an approved data cable into the USB media port and data plan rates apply. Apps and services vary by phone carrier and are subject to change at any time without notice. Android and Android Auto are trademarks of Google LLC. **11.** Amazon, Alexa and all related marks are trademarks of Amazon.com, Inc. or its affiliates. Certain functions require adequate signal strength and/or smartphone technology/connectivity. Not all Amazon Alexa functionality is available for in-vehicle use. See applicable app for details. Download of the Lexus app and Lexus+Alexa app are both required to begin in-vehicle use of Alexa. Data charges may apply for certain functions. Apps and services subject to change at any time without notice. To learn more, go to <https://www.lexus.com/enform>. To learn more about Lexus Enform's Connected Services data collection, use, sharing and retention practices, please visit <https://www.lexus.com/privacvts/>. **12.** Use only if aware of circumstances surrounding vehicle and it is legal and safe to do so (e.g., do not remotely start engine if vehicle is in an enclosed space or vehicle is occupied by a child). Lexus Enform Remote depends on factors outside of Lexus' control, including an operative telematics device, a cellular connection, GPS signal, and the availability of a compatible wireless network, without which system functionality and availability may be limited or precluded. Service may vary by vehicle and region. Registration and Lexus app download required. Subscription required after trial. Terms of Use apply. Data charges may apply. Services subject to change at any time without notice. See usage precautions and service limitations in *Owner's Manual* and [lexus.com/enform](https://www.lexus.com/enform) for additional details. To learn about Lexus Enform's Connected Services data collection, use, sharing and retention practices, please visit <https://www.lexus.com/privacvts/>. **13.** The Panoramic View Monitor does not provide a comprehensive view of the area surrounding the vehicle. You should also look around outside your vehicle and use your mirrors to confirm surrounding clearance. Environmental conditions may limit effectiveness and view may become obscured. See *Owner's Manual* for additional limitations and details. **14.** Do not rely exclusively on Road Sign Assist (RSA). RSA is a driver support system that utilizes the vehicle's forward-facing camera and Navigation System (when data is available) to recognize certain road signs and provide information to the driver via the multi-information display and/or Head-Up Display. Effectiveness is dependent on road, weather, vehicle and sign conditions. Use common sense when using RSA and do not drive distracted. See *Owner's Manual* for additional limitations and details. **15.** Intelligent High Beams operate at speeds above 21 mph. Factors such as a dirty windshield, weather, lighting and terrain limit effectiveness, requiring the driver to manually operate the high beams. See *Owner's Manual* for additional limitations and details. **16.** Dynamic Radar Cruise Control is designed to assist the driver and is not a substitute for safe and attentive driving practices. System effectiveness is dependent on many factors, including road, weather and traffic conditions. See *Owner's Manual* for additional limitations and details. **17.** The Pre-Collision System (PCS) with Pedestrian Detection (PD) is designed to determine if impact is imminent and help reduce impact speed and damage in certain frontal collisions involving a vehicle, a pedestrian or a bicyclist. PCS w/PD is not a substitute for safe and attentive driving. System effectiveness depends on many factors, such as speed, size and position of pedestrian or bicyclist, and weather, light and road conditions. See *Owner's Manual* for additional limitations and details. **18.** Lane Tracing Assist (LTA) is designed to read visible lane markers and detect other vehicles under certain conditions. It is only operational when DRCC is engaged. See *Owner's Manual* for additional limitations and details. **19.** Lane Departure Alert with Steering Assist is designed to read visible lane markers under certain conditions. It provides a visual and audible alert and slight steering force when lane departure is detected. It is not a collision-avoidance system or a substitute for safe and attentive driving. Effectiveness is dependent on many factors including road, weather and vehicle conditions. See *Owner's Manual* for additional limitations and details. **20.** 2022 IS vs. 2021/2022 competitors. Information from manufacturers' websites as of 5/26/2021. **21.** Subject to loaner vehicle availability at Service Dealership. **22.** Lexus provides complimentary maintenance for your first two scheduled visits at the earlier of 6 months/5,000 miles and 12 months/10,000 miles. To schedule these services, contact your Lexus dealership. Please refer to your vehicle's *Warranty and Services Guide* for service details. These services apply to Lexus vehicles registered and normally operated in the continental United States, U.S. territories and Canada. **23.** Be sure to obey traffic regulations and maintain awareness of road and traffic conditions at all times. **24.** Google is a trademark of Google LLC. Always drive safely and obey traffic laws. Functionality depends on many factors outside of Lexus' control. Actions and services subject to change at any time without notice. To learn more, go to [lexus.com/enform](https://www.lexus.com/enform). To learn more about Lexus' Connected Services data collection, use, sharing and retention practices, please visit <https://www.lexus.com/privacvts/>. **25.** Safety Connect depends on factors outside of Lexus' control, including an operative telematics device, a cellular connection, GPS signal, and the availability of a compatible wireless network, without which system functionality and availability may be limited or precluded, including access to response center and emergency support. Stolen vehicle police report required to use Stolen Vehicle Locator. Some features may require the Lexus app. Registration required. Subscription required after trial. Service subject to change at any time without notice. Terms of Use apply. Data charges may apply. Service may vary by vehicle and region. See usage precautions and service limitations in *Owner's Manual* and [lexus.com/enform](https://www.lexus.com/enform) for additional details. To learn about Lexus' data collection, use, sharing and retention practices, please visit <https://www.lexus.com/privacvts/>. The Safety Connect trial period is at no extra cost and begins on the original date of purchase or lease of a new vehicle. Paid subscription required after trial to access the service. **26.** Information provided is based on the last time data was collected from the vehicle and is not real-time data. Service Connect depends on factors outside of Lexus' control, including an operative telematics device, a cellular connection, GPS signal, and the availability of a compatible wireless network, without which system functionality and availability may be limited or precluded. Service may vary by vehicle or region. Registration required. Subscription required after trial. Service subject to change at any time without notice. Terms of Use apply. Data charges may apply. See usage precautions and service limitations in *Owner's Manual* and [lexus.com/enform](https://www.lexus.com/enform) for additional details. To learn about Lexus Enform's Connected Services data collection, use, sharing and retention practices, please visit <https://www.lexus.com/privacvts/>. The Service Connect trial period is at no extra cost and begins on the original date of purchase or lease of a new vehicle. Subscription required after trial. Service Connect renewal will be included when Safety Connect, Remote Connect, or Destination Assist connected service renewal is selected. Service Connect is not renewable as a stand-alone service. **27.** Do not rely exclusively on the Blind Spot Monitor. Always look over your shoulder and use your turn signal. There are limitations to the function, detection and range of the monitor. See *Owner's Manual* for additional limitations and details. **28.** Do not rely exclusively on the Rear Cross-Traffic Alert system. Always look over your shoulder and use your mirrors to confirm rear clearance. There are limitations to the function, detection and range of the system. See *Owner's Manual* for additional limitations and details. **29.** The backup camera does not provide a comprehensive view of the rear area of the vehicle and you should also look around the vehicle, using mirrors to confirm rearward clearance. Environmental conditions may limit effectiveness and view may become obscured. See *Owner's Manual* for additional limitations and details. **30.** Airbag systems are Supplemental Restraint Systems and are designed to inflate only under certain conditions and in certain types of severe collisions. To decrease the risk of injury from an inflating airbag, always wear seatbelts and sit upright in the middle of the seat as far back as possible. Do not put objects in front of an airbag or around the seatback. Do not use a rearward-facing child seat in any front passenger seat. See *Owner's Manual* for additional limitations and details. **31.** Tire life may be substantially less than mileage expectancy, depending on driving conditions. **32.** Intuitive Parking Assist with Auto Brake is designed to assist drivers in avoiding potential collisions at speeds of 9 mph or less. Certain vehicle and environmental factors, including an object's speed, shape, and size may affect the system's effectiveness. Always look around outside the vehicle and use mirrors to confirm clearance. See *Owner's Manual* for additional limitations and details. **33.** Rear Cross-Traffic Braking is intended to assist a driver, but it is the driver's responsibility to be aware of the vehicle's surroundings. The system cannot prevent all collisions, and performance is dependent on road, weather and vehicle conditions. See *Owner's Manual* for additional limitations and details. **34.** Be sure to obey traffic regulations and maintain awareness of road and traffic conditions at all times. Functionality, availability and accuracy of information provided by the system depend on many factors, and service may not be available in every location. Use common sense when relying on information provided. Services and programming subject to change. Updates may be available from your dealer at an additional cost. See *Owner's Manual* for additional limitations and details. **35.** Destination Assist depends on factors outside of Lexus' control, including an operative telematics device, a cellular connection, GPS signal, and the availability of a compatible wireless network, without which system functionality and availability may be limited or precluded. Use common sense when relying on this information. Service may vary by vehicle and region. Registration required. Subscription required after trial. Services subject to change at any time without notice. Terms of Use apply. Data charges may apply. See *Owner's Manual* and [lexus.com/enform](https://www.lexus.com/enform) for additional limitations and details. To learn about Lexus Enform's Connected Services data collection, use, sharing and retention practices, please visit <https://www.lexus.com/privacvts/>. The Destination Assist trial period is at no extra cost and begins on the original date of purchase or lease of a new vehicle. Paid subscription required after trial to access the service. **36.** Dynamic Navigation and Dynamic Voice Command are dependent on factors outside of Lexus' control, including an operative telematics device, a cellular connection, GPS signal, and the availability of a compatible wireless network, without which system functionality and availability may be limited or precluded. Services not available in every city or roadway. Use common sense when relying on information provided. Service may vary by vehicle and region. Registration is required. Subscription required after trial. Terms of Use apply. Data charges may apply. See *Owner's Manual* and [lexus.com/enform](https://www.lexus.com/enform) for additional limitations and details. To learn about Lexus Enform's Connected Services data collection, use, sharing and retention practices, please visit <https://www.lexus.com/privacvts/>. The Dynamic Navigation trial period is at no extra cost and begins on the original date of purchase or lease of a new vehicle. Paid subscription required after trial to access the service. **37.** Performance figures are for comparison only and were obtained with prototype vehicles by professional drivers. **38.** Projected EPA-estimated MPG ratings determined by manufacturer. EPA estimates not available at time of publishing. Use for comparison purposes only. Your mileage will vary for many reasons, including your vehicle's condition and how/where you drive. See www.fueleconomy.gov. **39.** HomeLink and the HomeLink® house icon are registered trademarks of Gentex Corporation. **40.** The SmartAccess system may interfere with some pacemakers or cardiac defibrillators. If you have one of these medical devices, please talk to your doctor to see if you should deactivate this system. **41.** The engine immobilizer is a state-of-the-art anti-theft system that is initiated when you insert your key into the ignition switch or bring a SmartAccess fob into the vehicle. The engine will only start if the code in the transponder chip inside the key/fob matches the code in the vehicle's immobilizer. The transponder chip is embedded in the key/fob and can be costly to replace. If you lose a key or fob, your Lexus dealer can help or you can go to www.aloa.org to find a qualified locksmith in your area who can perform high-security key service. **42.** This floor liner or floor mat was designed specifically for use in your model and model year vehicle and SHOULD NOT be used in any other vehicle. To avoid potential interference with pedal operation, each liner or mat must be secured with its fasteners. Do not install a floor liner or mat on top of an existing floor liner or mat. **43.** Cargo and load capacity limited by weight and distribution. Always properly secure cargo and cargo area. **44.** Lexus Genuine Accessory Warranty will only apply when the installation is performed by a trained Lexus-approved installer. See Lexus dealer for details. **45.** Lexus Universal Tablet Holder is intended for passengers only. Drivers should always be sure to obey traffic regulations and maintain awareness of the road and traffic conditions at all times. Use of aftermarket accessories may pose an increased risk of injury to occupants in the vehicle in the event of an accident. Tablet, phone, music and video player sold separately. **46.** Genuine Lexus Paint Protection Film by 3M™ is designed for specific sections of the vehicle most prone to chipping and may vary depending on vehicle model. Select applications may require an additional charge. Lexus Genuine Accessory Warranty only applies when installation is performed by a trained Lexus-approved installer. See Lexus dealer for details.

Lexus strives to build vehicles to match customer interest, and thus they typically are built with popular options and option packages. Not all options/packages are available separately, and some may not be available in all regions of the country. See [lexus.com](https://www.lexus.com) for information about options/packages commonly available in your area. If you would prefer a vehicle without any or with different options, contact your dealer to check for current availability or the possibility of placing a special order. Specifications, features, equipment, technical data, performance figures, options, and color and trim are based upon information available at time of publishing, are subject to change without notice, and are for mainland U.S.A. vehicles only. **Vehicles shown may be prototypes, shown using visual effects and/or shown with options. Actual models may vary.** Colors depicted may vary based on multiple factors, including ambient lighting and the format in which they are being viewed (e.g., computer, mobile device, or print). See your Lexus dealer for details. Lexus reminds you to wear seatbelts, secure children in rear seat, obey all traffic laws and drive responsibly. For more information, call 800-USA-LEXUS (872-5398) or visit [lexus.com](https://www.lexus.com). To learn more about your financing options, contact your Lexus dealer or call Lexus Financial Services at 800-874-7050.

